

## Model No:LZ-3528DKP 3

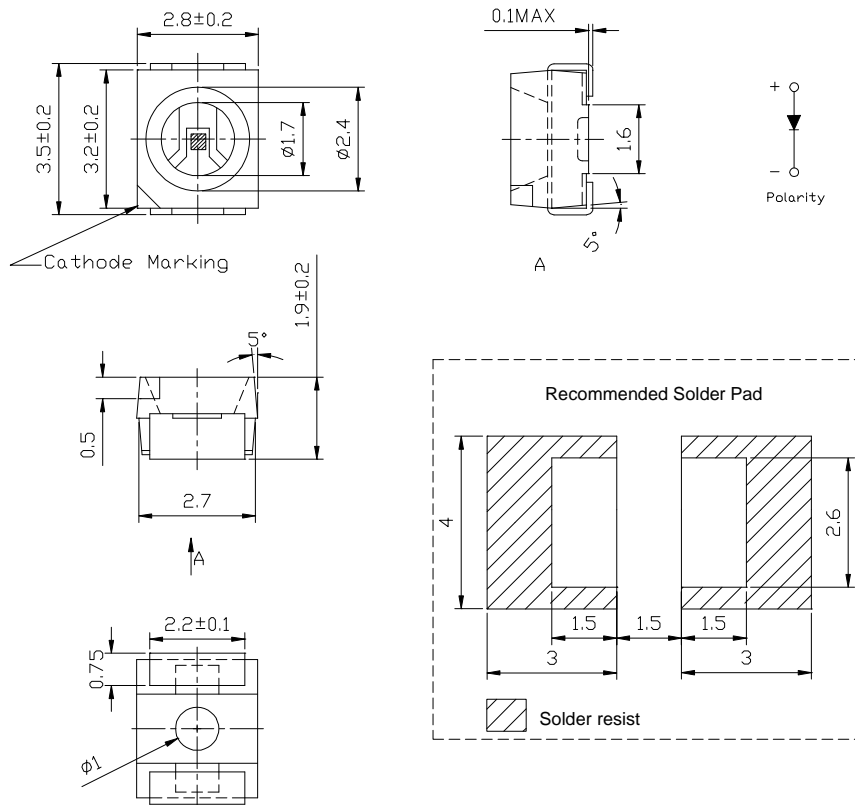
### Blue TOP LED (1210)

### Lead(Pb) Free Product-ROHS Compliant

#### ■ Applications

1. Lightings
2. Modules
3. Signal and Symbol Luminaires
4. Backlighting
5. Toys

#### ■ Package Dimensions



#### Notes:

All dimensions in mm tolerance is  $\pm 0.1$ mm unless otherwise noted.

■ Absolute Maximum Ratings (Ta = 25°C)

Items	Symbol	Absolute maximum Rating	Unit
Power Dissipation	P <sub>D</sub>	100	mW
Forward Current(DC)	I <sub>F</sub>	25	mA
Peak Forward Current*	I <sub>FP</sub>	100	mA
Operation Temperature	T <sub>opr</sub>	-40~ +85	°C
Storage Temperature	T <sub>stg</sub>	-40 ~ +100	°C

\*Pulse width ≤ 0.1msec duty ≤ 1/10

■ Typical Electrical & Optical Characteristics ( IF=20mA and Ta = 25°C)

Part No	Dominant Wavelength (nm)		Forward Voltage (v)		Luminous Intensity (mcd)		Reverse Current (μA)	50% Power Angle
	Min.	Typ.	Min.	Typ.	Min.	Typ.	Max.	Typ.
LZ-3528BKP 3	<b>464</b>	<b>470</b>	<b>2.8</b>	<b>3.2</b>	<b>687</b>	<b>6: 5</b>	<b>50</b>	<b>120</b>

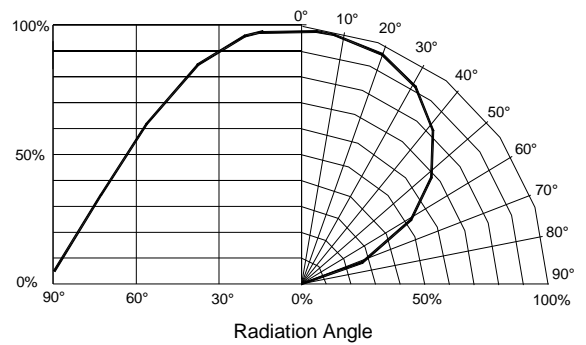
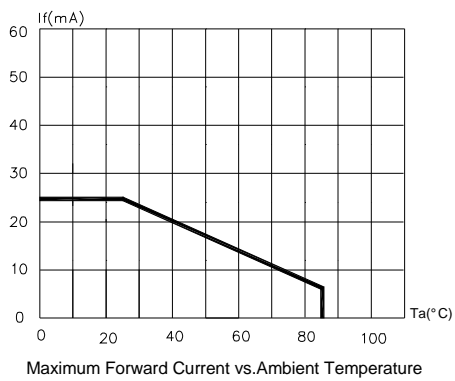
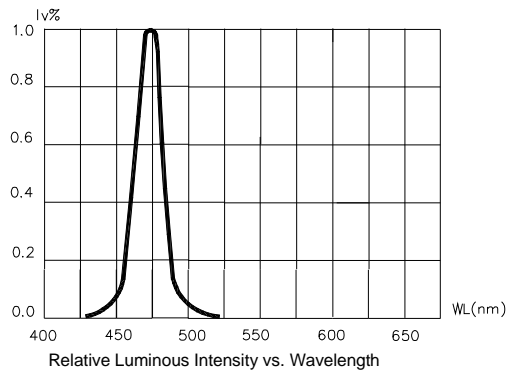
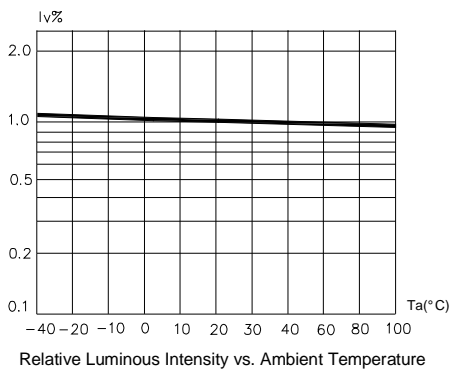
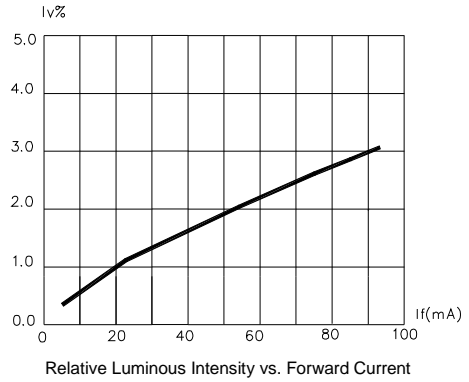
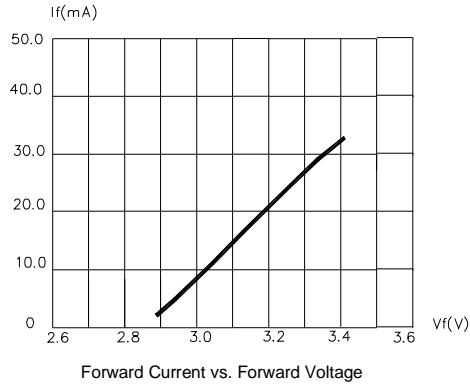
■ Ranks Combination (IF = 20mA)

Rank	V1	V4
Luminous Intensity(mcd)	687/6: 5	28: /522

■ Notes

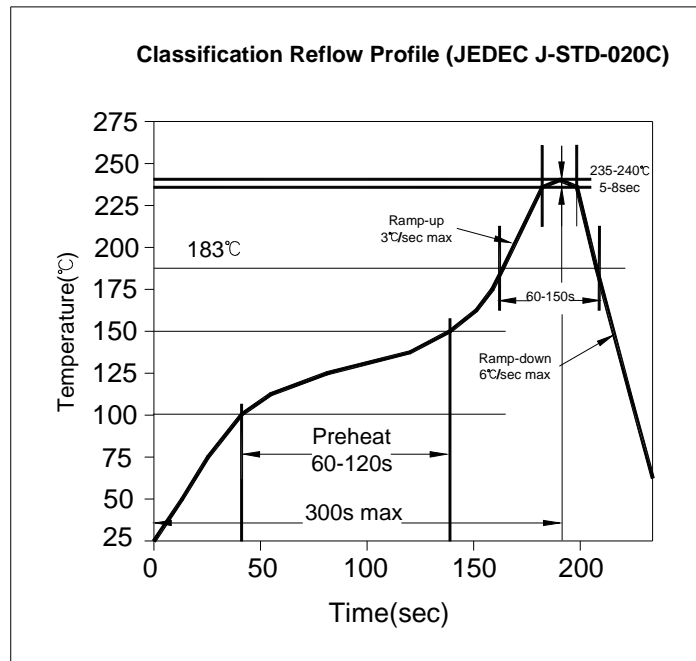
1. Tolerance of measurement of luminous intensity : ±15%
2. Tolerance of measurement of dominant wavelength : ±1.0nm
3. Tolerance of measurement of forward voltage : ±0.1V

■ Typical Electrical/ Optical Characteristics Curves (Ta=25°C Unless Otherwise Noted)

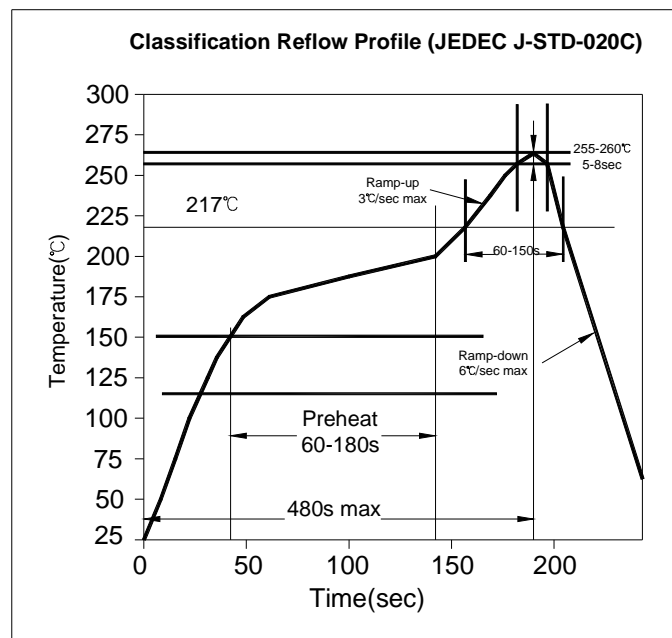


■ Soldering heat reliability:

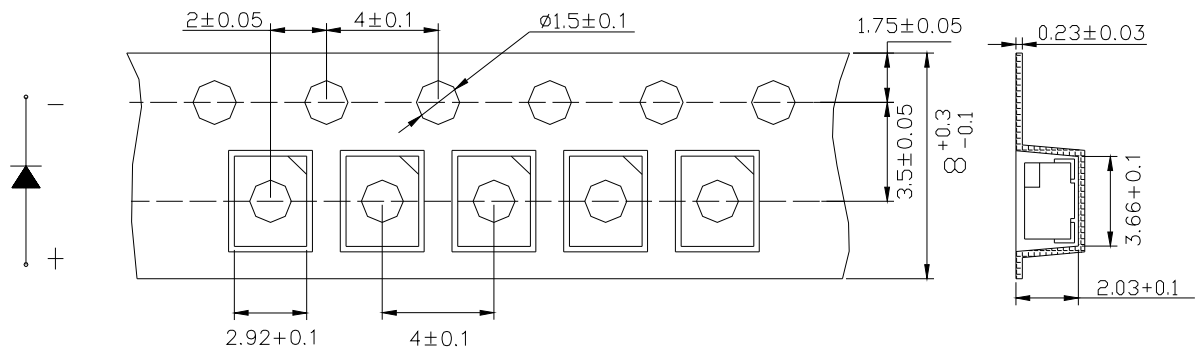
### Lead Solder



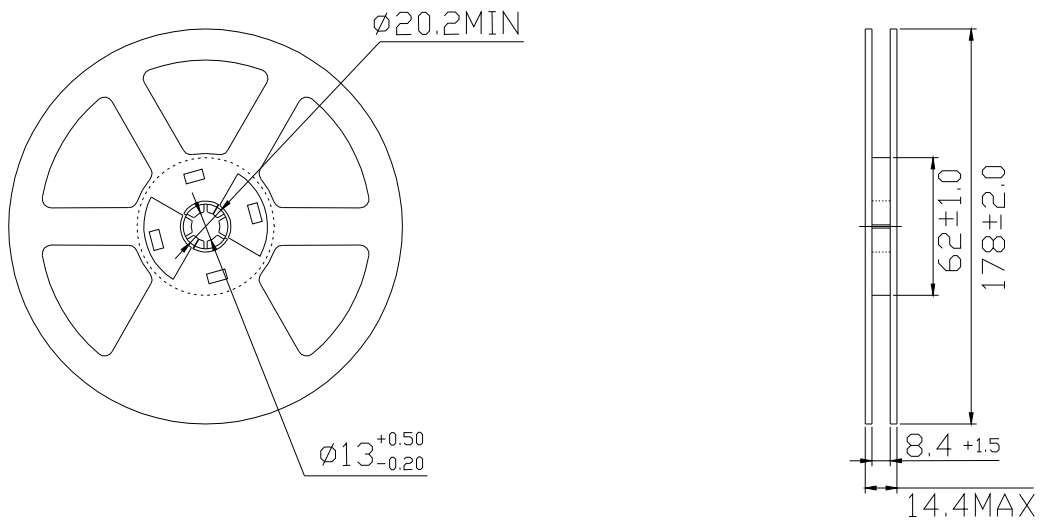
### Lead Free Solder



■ Packing Specifications:



■ Reel Specifications



Dimensions are specified as follows: mm

**Notes:**

- 1) The packing only appropriate for LZGD
- 2) Normal packing quantity: 2,000pcs/reel

Revision History					
Rev.No.	Change Description	Date	Prepared By	Checked By	Approved By
01	New-made specification	2013/1/14	YQJ	Junney	Junney